



BAKER
S E E D C O.

2023
Trial Results

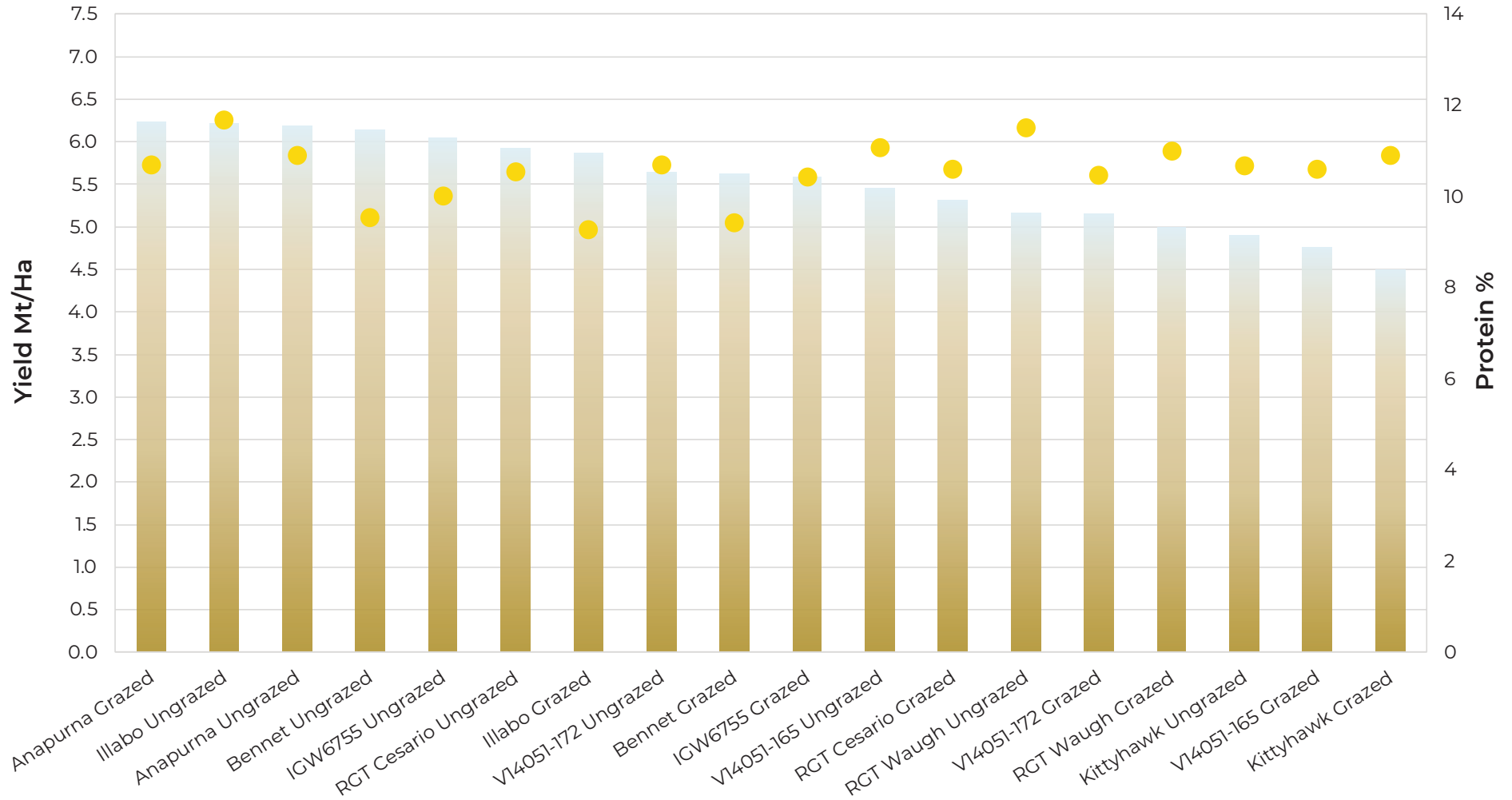


WHEAT



2023 Rutherglen TOS 1 – 6th April

Grain Yield CV 6.86 LSD 0.6308 / Protein % CV 8.44 LSD 1.477





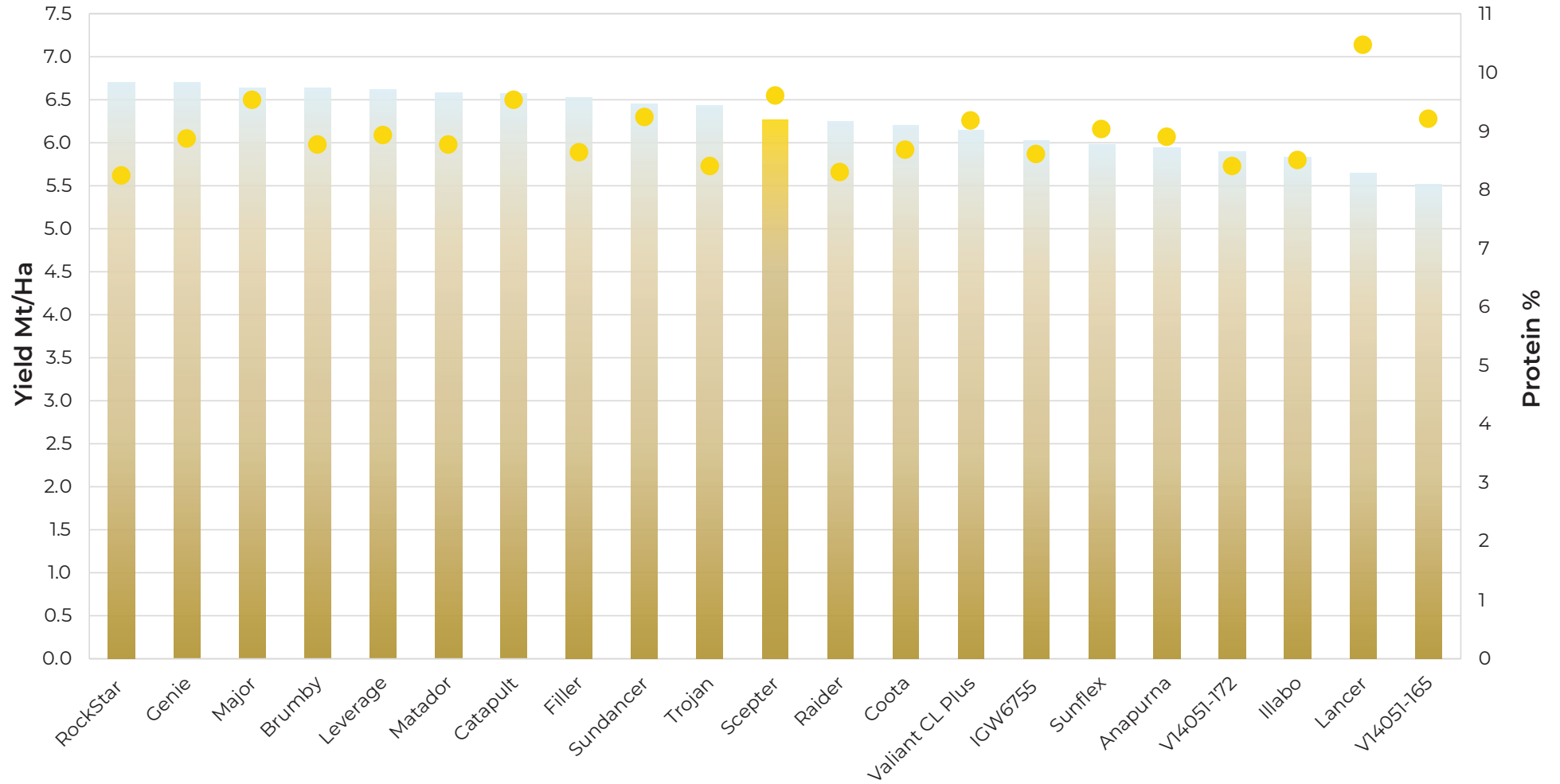
2023 Rutherglen TOS 1 – 6th April

Grain Yield CV 6.86 LSD 0.6308 / Protein % CV 8.44 LSD 1.477

Early April Wheat Trial TOST		2 Days to 50% Flowering		3 Tiller Count		6 Protein %		8 HLW		9 SCREENINGS	
1	Anapurna Grazed	69.7	abc	285.0	fg	10.70	-	78.87	ab	2.593	abc
2	Anapurna	61.7	c-f	287.0	e	10.90	-	76.80	bcd	3.013	ab
3	Illabo Grazed	66.7	a-d	283.3	hi	9.27	-	72.33	gh	1.653	de
4	Illabo	60.0	c-f	285.0	fg	11.67	-	72.33	gh	1.397	e
5	V14051-165 Grazed	69.0	a-d	282.0	ij	10.60	-	78.33	ab	1.303	e
6	V14051-165	74.3	a	283.0	hi	11.07	-	77.80	abc	1.300	e
7	V14051-172 Grazed	62.7	c-f	281.3	j	10.47	-	77.20	bcd	1.660	de
8	V14051-172	73.3	ab	283.0	hi	10.70	-	74.73	d-g	1.710	de
9	RGT Cesario Grazed	61.0	c-f	290.7	c	10.60	-	72.60	fgh	2.720	ab
10	RGT Cesario	66.3	a-d	290.0	cd	10.53	-	73.20	fgh	3.097	a
11	RGT Waugh Grazed	53.3	ef	292.7	b	11.00	-	75.13	c-f	1.397	e
12	RGT Waugh	53.0	f	291.3	bc	11.50	-	76.53	b-e	1.863	cde
13	Kittyhawk Grazed	61.3	c-f	289.0	d	10.90	-	80.33	a	2.807	ab
14	Kittyhawk	59.0	def	286.3	ef	10.67	-	78.20	ab	2.757	ab
15	Bennet Grazed	63.7	b-e	291.3	bc	9.43	-	71.00	h	2.820	ab
16	Bennet	63.7	b-e	295.3	a	9.53	-	74.00	efg	2.250	bcd
17	IGW6755 Grazed	68.0	a-d	282.0	ij	10.43	-	72.73	fgh	3.227	a
18	IGW6755	65.3	a-d	284.0	gh	10.00	-	74.93	d-g	3.060	a
LSD P=.05		10.51		1.41		1.477		2.733		0.7993	
Standard Deviation		6.33		0.85		0.890		1.647		0.4817	
CV		9.9		0.3		8.44		2.18		21.34	

2023 Rutherglen TOS 2 – 28th April

Grain Yield CV 3.29 LSD 0.3399 / Protein % CV 7.79 LSD 1.149





2023 Rutherglen TOS 2 – 28th April

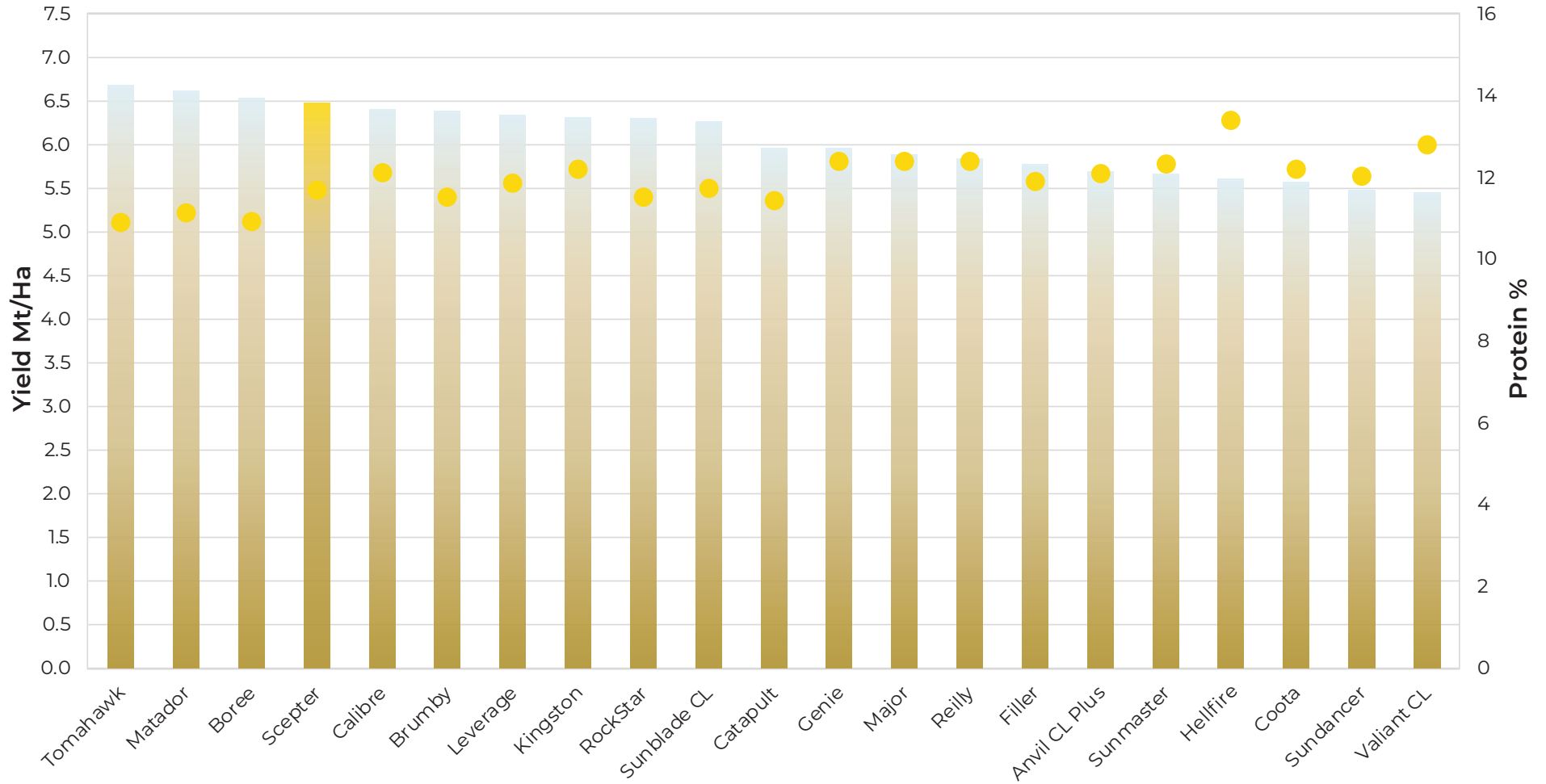
Grain Yield CV 3.29 LSD 0.3399 / Protein % CV 7.79 LSD 1.149

Late April Wheat Trial TOS2			5/10/2023		17/10/2023		16/01/2024		16/01/2024		16/01/2024	
			Days to 50% Flowering		Tiller Count		Protein %		HLW		SCREENINGS	
8	Filler	B	264.0	g	66.3	abc	8.63	-	79.47	b-f	0.47	de
9	Lancer	B	265.0	fg	56.7	de	10.47	-	79.20	c-g	0.57	de
10	Trojan	B	262.0	h	63.3	a-d	8.40	-	80.43	ab	0.43	e
11	LRPB Raider	B	262.0	h	55.0	e	8.30	-	76.67	j	1.14	bc
12	Major	B	268.0	de	68.0	ab	9.53	-	78.80	efg	0.97	cd
13	LRPB Matador	B	262.0	h	58.7	de	8.77	-	77.20	ij	2.03	a
14	Genie	B	260.0	i	61.3	b-e	8.87	-	79.37	b-f	1.50	b
15	RockStar (wheat)	B	260.0	i	68.0	ab	8.23	-	78.27	ghi	0.77	cde
16	IGW6755 (wheat)	B	276.7	b	66.7	abc	8.60	-	79.10	d-g	1.10	bc
17	Brumby (wheat)	B	267.3	e	60.7	cde	8.77	-	77.57	hij	0.77	cde
18	Valiant CL Plus (wheat)	B	265.0	fg	66.7	abc	9.17	-	81.50	a	0.53	de
19	Anapurna	B	280.3	a	58.0	de	8.90	-	79.67	b-e	0.67	cde
20	Illabo	B	269.0	cd	56.0	e	8.50	-	73.90	k	0.40	e
21	Sunflex	B	270.0	c	60.3	cde	9.03	-	79.00	d-g	0.50	de
22	Leverage	B	264.0	g	58.3	de	8.93	-	79.90	bcd	0.80	cde
23	Sundancer	B	260.0	i	59.0	de	9.23	-	78.50	fgh	0.67	cde
24	Coota	B	268.0	de	60.0	cde	8.67	-	79.37	b-f	0.47	de
25	Catapult	B	265.0	fg	67.0	abc	9.53	-	79.37	b-f	0.97	cd
26	V14051-165	B	276.7	b	66.7	abc	9.20	-	80.20	bc	0.33	e
27	V14051-172	B	276.0	b	69.3	a	8.40	-	79.43	b-f	0.50	de
28	Scepter Wheat	B	266.0	f	58.7	de	9.60	-	79.03	d-g	0.97	cd
LSD P=.05			1.28		7.24		1.149		1.087		0.503	
Standard Deviation			0.77		4.38		0.696		0.659		0.305	
CV			0.29		7.06		7.79		0.84		38.68	



2023 Rutherglen TOS 3 – 22nd May

Grain Yield CV 5.27 LSD 0.5213 / Protein % CV 3.73 LSD 7.10





2023 Rutherglen TOS 3 – 22nd May

Grain Yield CV 5.27 LSD 0.5213 / Protein % CV 3.73 LSD 7.10

Late May Wheat Trial TOS3			Days to 50% Flowering		Tiller Count		Protein %		HLW		SCREENINGS	
1	Major	A	278.0	b	47.7	b-f	10.9	g	80.9	c-f	0.6	efg
2	Filler	A	278.0	b	51.0	a-d	11.1	fg	81.9	a-e	0.7	d-g
3	Anvil CL Plus	A	276.0	c-f	47.7	b-f	10.9	g	80.6	def	0.7	c-g
4	Matador	A	275.3	def	45.3	b-g	11.7	c-f	80.8	c-f	1.0	bcd
5	Hellfire	A	276.7	b-e	54.3	ab	12.1	b-e	83.8	a	0.6	efg
6	Genie	A	276.7	b-e	58.3	a	11.5	d-g	81.5	a-e	1.8	a
7	RockStar	A	275.7	c-f	53.3	ab	11.9	cde	76.9	ghi	0.6	d-g
8	Brumby	A	275.0	efg	54.3	ab	12.2	bcd	79.8	ef	0.7	c-g
9	Valiant CL Plus	A	281.3	a	51.7	abc	11.5	d-g	80.9	c-f	0.5	g
10	Kingston	A	277.0	bcd	45.3	b-g	11.7	c-f	80.1	ef	0.4	g
11	Reilly	A	276.0	c-f	46.3	b-g	11.4	efg	81.1	c-f	0.6	efg
12	Leverage	A	278.0	b	47.0	b-f	12.4	bc	82.6	a-d	0.9	b-f
13	Sundancer	A	280.7	a	40.0	e-h	12.4	bc	83.5	ab	0.8	b-g
14	Coota	A	277.3	bc	51.3	abc	12.4	bc	80.8	c-f	0.5	efg
15	Catapult	A	276.0	c-f	52.0	abc	11.9	cde	80.5	def	0.7	c-g
16	Boree	A	276.0	c-f	47.7	b-f	12.1	b-e	76.2	hi	1.0	bcd
17	Scepter	A	275.7	c-f	48.0	b-f	12.3	bc	81.3	b-e	0.9	b-e
18	Tomahawk	A	277.3	bc	50.0	a-e	13.4	a	82.1	a-e	0.8	b-g
19	Sunmaster	A	275.0	efg	41.0	d-h	12.2	bcd	83.0	abc	0.5	fg
20	Sunblade CL Plus	A	274.7	fg	43.0	c-g	12.0	cde	79.9	ef	1.1	bc
21	Calibre	A	274.3	fg	53.7	ab	12.8	ab	78.8	fg	1.1	b
LSD P=.05			1.81		10.01		0.710		2.361		0.3761	
Standard Deviation			1.1		6.1		0.432		1.438		0.2291	
CV			0.4		12.95		3.73		1.8		26.31	

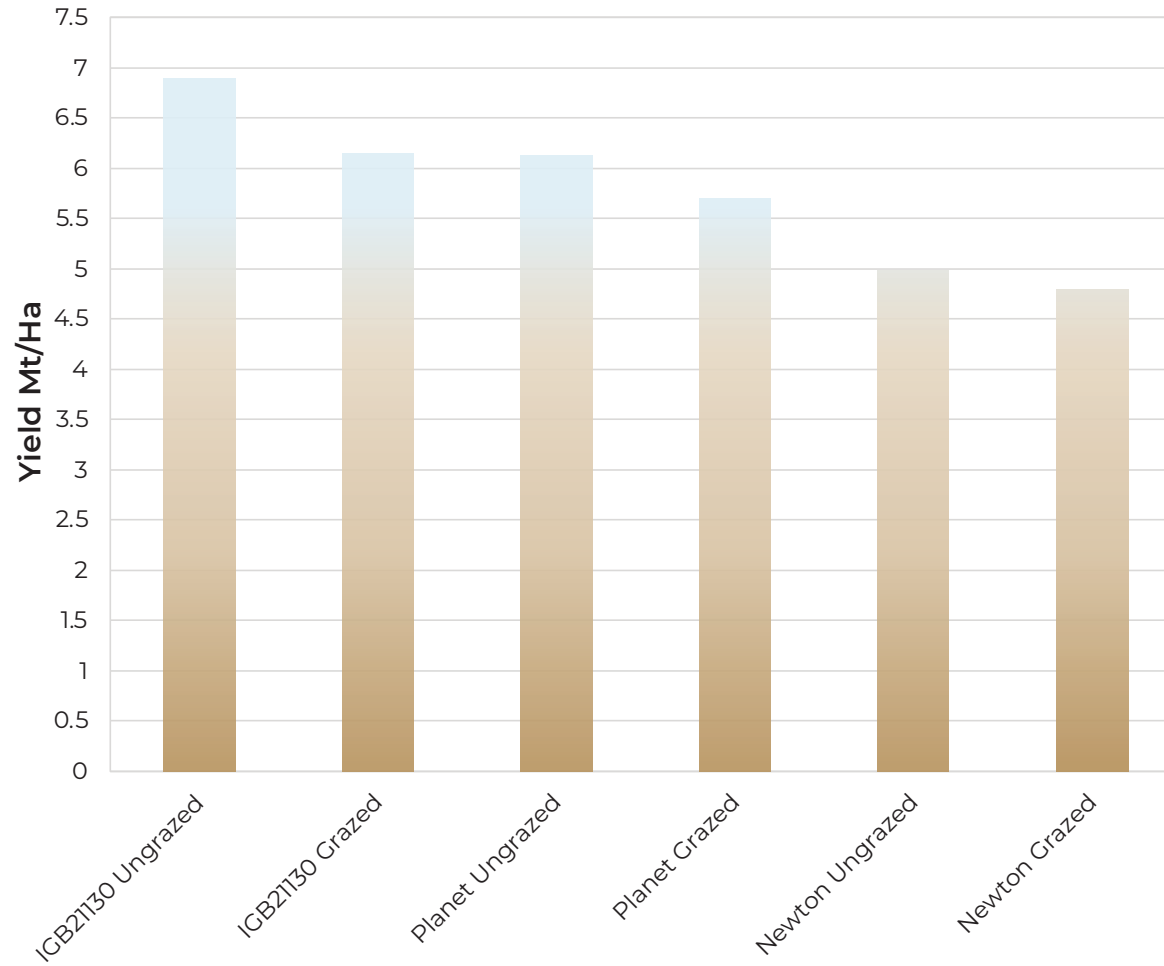


BAKER
S E E D C O.

BARLEY

2023 Barley Rutherglen TOS 1 – 6th April

Grain Yield CV 8.46 LSD 0.8886





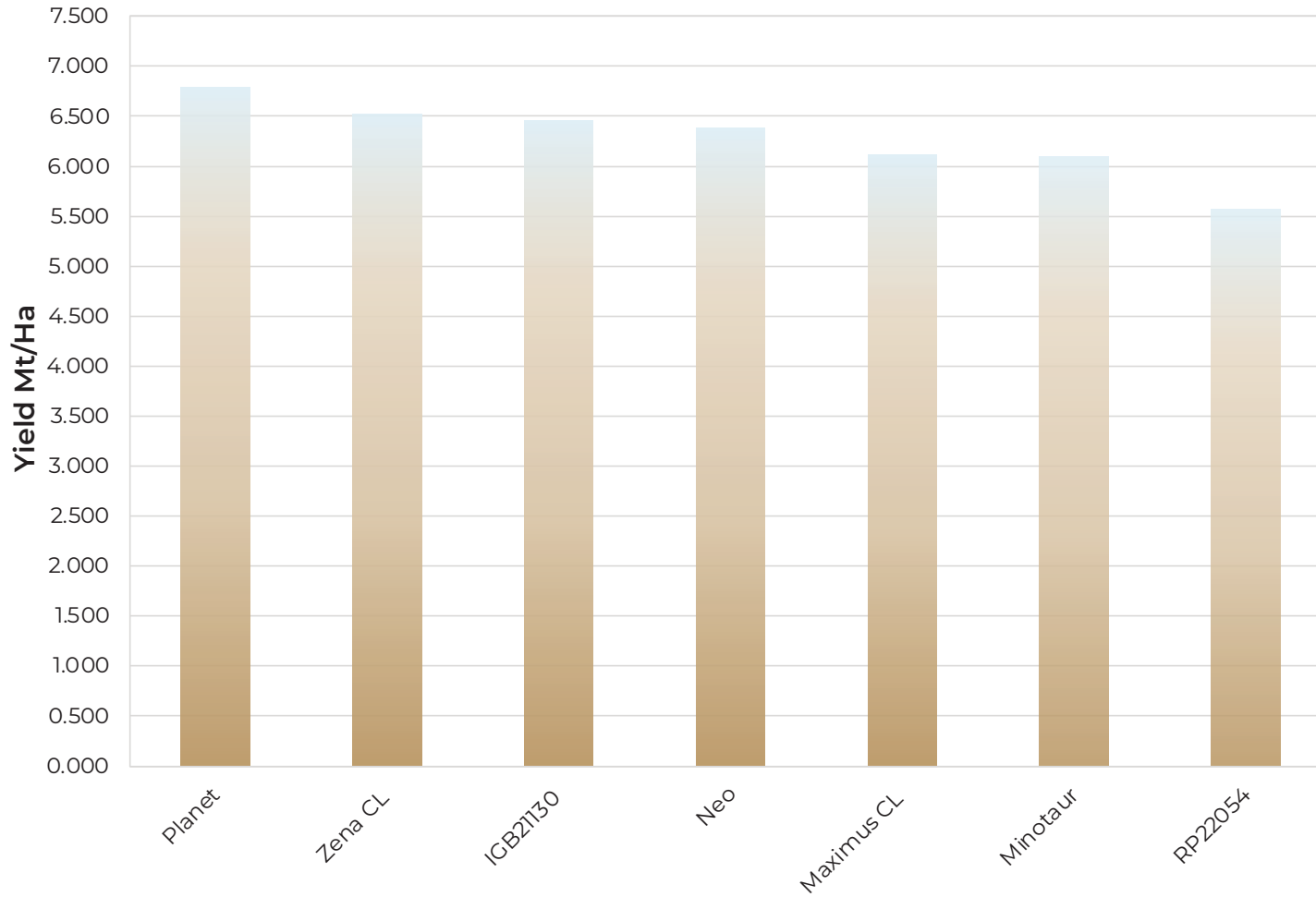
2023 Barley Rutherglen TOS 1 – 6th April

Grain Yield CV 8.46 LSD 0.8886

Early April Barley Trial TOS1	Days to 50% Flowering		Tiller Count		Protein %		HLW		SCREENINGS		Retention	
33 IGB21130 Grazed	261.0	a	83.7	-	12.57	bc	61.20	cd	3.177	-	84.987	a
34 IGB21130 Ungrazed	244.0	b	77.3	-	13.00	ab	63.07	b	2.117	-	91.233	a
35 Newton Grazed	265.3	a	83.0	-	12.30	cd	59.20	e	4.847	-	48.580	b
36 Newton Ungrazed	265.0	a	72.7	-	12.50	bcd	59.73	de	3.797	-	73.933	a
37 Planet Grazed	246.0	b	87.7	-	11.97	d	62.53	bc	2.017	-	90.723	a
38 Planet Ungrazed	244.0	b	78.3	-	13.33	a	65.53	a	1.540	-	92.977	a
LSD P=.05	14.20		15.20		0.593		1.802		2.3133		22.4327	
Standard Deviation	7.81		8.35		0.326		0.990		1.2716		12.3306	
CV	3.07		10.38		2.58		1.6		43.61		15.34	

2023 Barley Rutherglen TOS 2 – 28th April

Grain Yield CV 9.48 LSD 1.0583





2023 Barley Rutherglen TOS 2 – 28th April

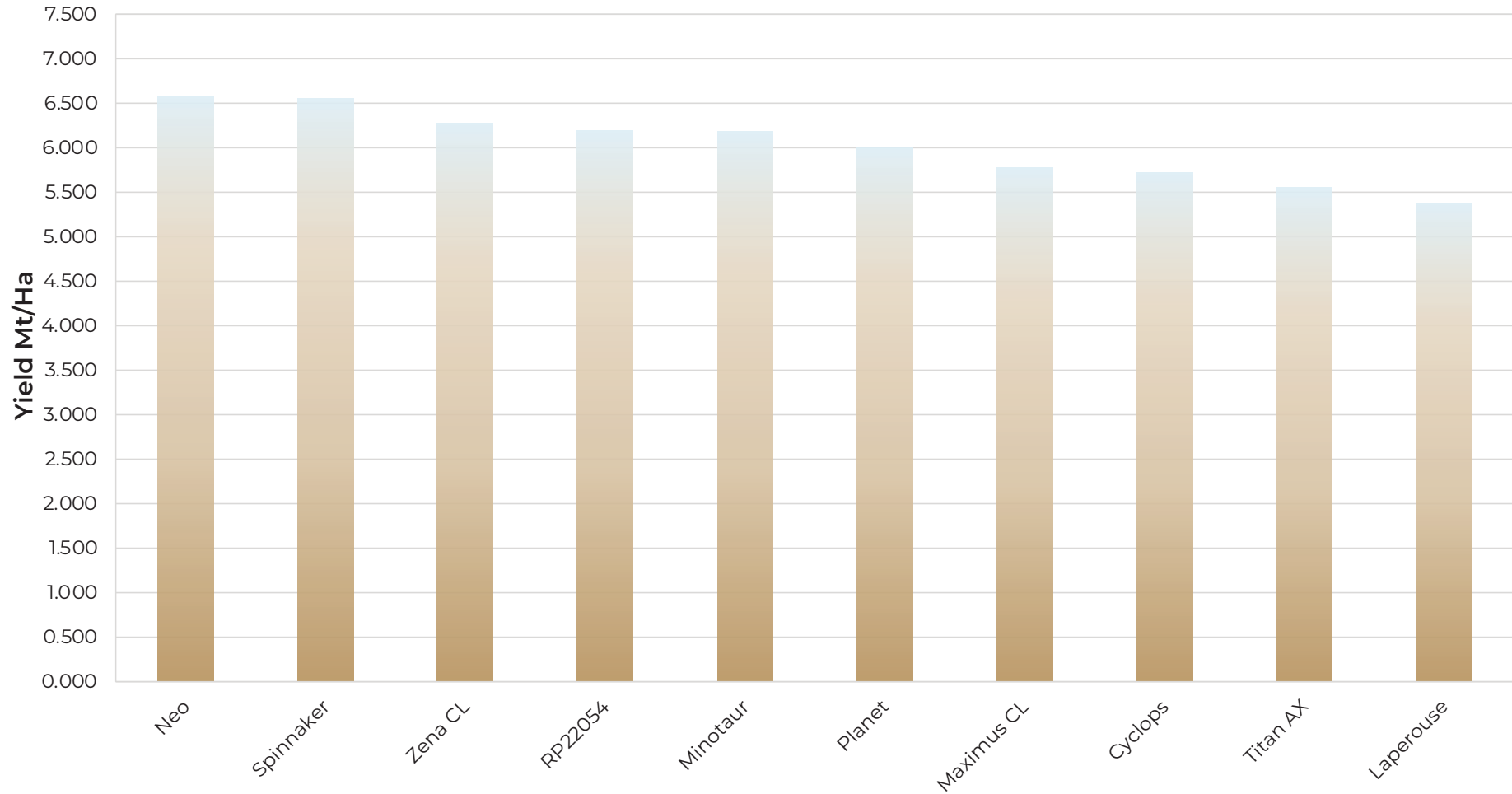
Grain Yield CV 9.48 LSD 1.0583

Late April Barley Trial TOS2			5/10/2023 PLANT, C Days to 50% Flowering		17/10/2023 TILLER, C Tiller Count		16/01/2024 GRAIN, C Protein %		16/01/2024 GRAIN, C HLW		16/01/2024 GRAIN, C SCREENINGS		16/01/2024 GRAIN, C Retention	
1	RGT Planet	A	258.0	e	90.7	-	10.07	cd	58.43	cd	0.93	d	97.30	a
2	RP22054	A	266.0	b	92.7	-	10.20	cd	57.30	d	1.83	ab	95.27	a
3	Neo CL	A	260.0	d	96.7	-	10.43	bcd	57.47	d	1.47	bc	94.73	a
4	IGB21130 (barley)	A	264.0	c	90.7	-	9.97	d	57.47	d	2.17	a	88.90	b
5	Zena CL (barley)	A	255.0	f	98.7	-	10.93	bc	59.07	bc	0.80	d	96.67	a
6	Maximus CL (barley)	A	255.0	f	95.3	-	11.90	a	62.80	a	0.97	d	94.50	a
7	Minotaur	A	274.0	a	104.3	-	11.30	ab	60.23	b	1.20	cd	97.73	a
LSD P=.05			.		10.34		0.897		1.480		0.443		3.506	
Standard Deviation			0.00		5.81		0.504		0.832		0.249		1.971	
CV			0.0		6.08		4.72		1.41		18.61		2.07	



2023 Barley Rutherglen TOS 3 – 22nd May

Grain Yield CV 6.62 LSD 0.6836





2023 Barley Rutherglen TOS 3 – 22nd May

Grain Yield CV 6.62 LSD 0.6836

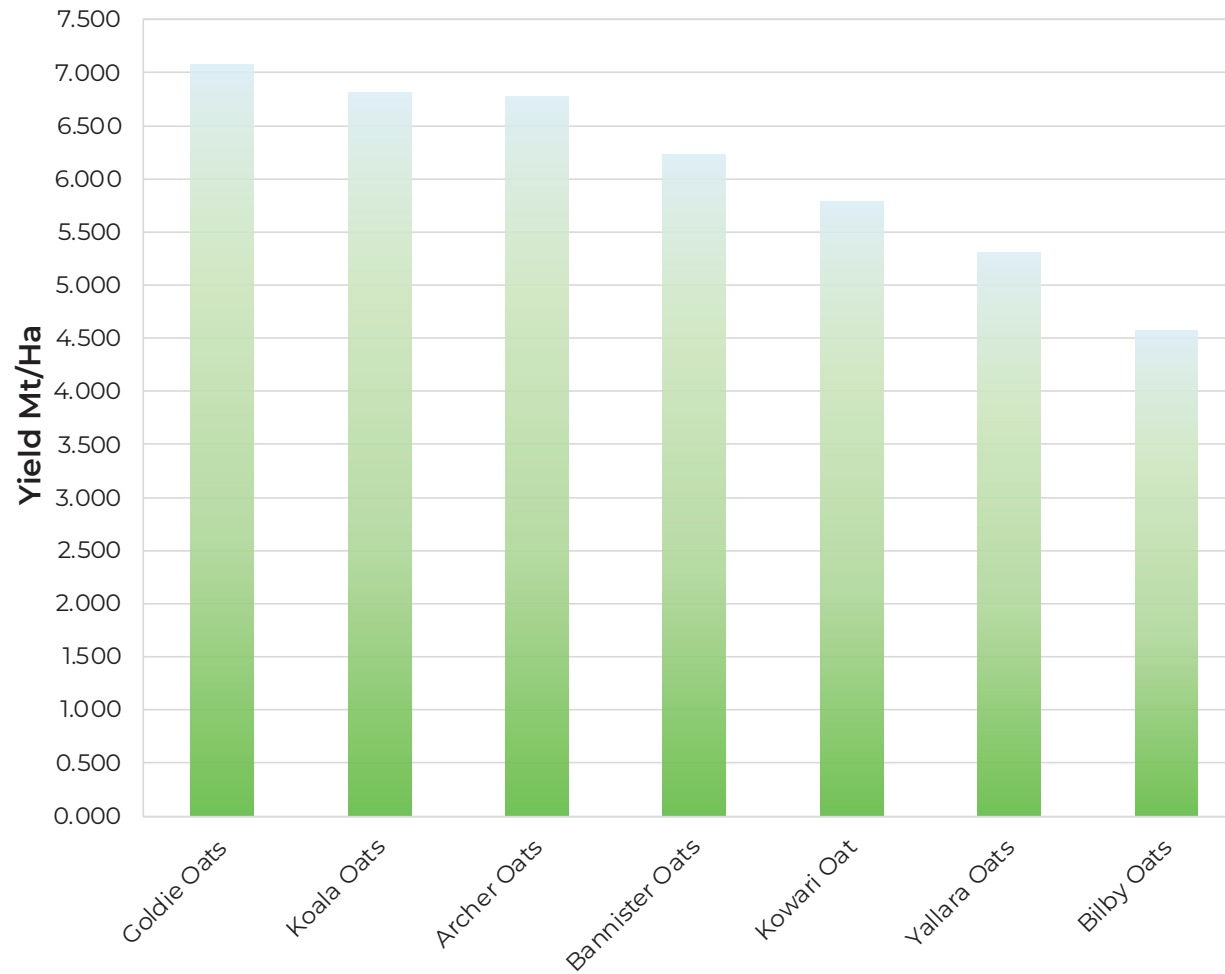
Late April Barley Trial TOS3			Days to 50% Flowering		Tiller Count		Protein %		HLW		SCREENINGS		Retention	
26	RGT Planet	B	271.3	ab	59.7	-	10.77	de	67.60	f	0.743	bcd	94.017	a
27	RP22054	B	272.0	a	66.3	-	10.60	e	65.87	g	1.583	a	91.463	a
28	IGB22102T	B	264.7	c	60.0	-	10.77	de	67.80	ef	0.307	d	96.800	a
29	Zena CL	B	267.7	abc	64.7	-	11.07	cde	67.53	f	1.017	b	93.217	b
30	Maximus CL	B	264.3	c	64.3	-	12.27	a	71.00	ab	0.460	cd	96.750	a
31	Spinnaker	B	265.0	c	64.7	-	11.17	cd	68.73	de	0.407	cd	96.680	a
32	Laperouse	B	265.3	c	58.7	-	11.79	ab	71.91	a	0.441	cd	94.907	a
33	Minotaur	B	267.3	bc	67.0	-	11.30	bc	70.20	bc	0.770	bcd	96.307	
34	Cyclops	B	267.3	bc	58.0	-	11.70	b	69.33	cd	0.927	bc	94.460	
35	Titan AX	B	268.3	abc	50.7	-	11.30	bc	70.07	bc	0.257	d	97.167	
LSD P=.05			4.42		11.02		0.515		1.062		0.5374		2.0376	
Standard Deviation			2.58		6.43		0.299		0.616		0.3119		1.1828	
CV			0.96		10.47		2.65		0.89		45.14		1.24	



OATS

2023 Oats Rutherglen TOS 2 – 26th April

Grain Yield CV 4.78 LSD 0.5176








2023 Oats Rutherglen TOS 2 – 26th April

Grain Yield CV 4.78 LSD 0.5176

Late April Oat Trial TOS2			5/10/2023 PLANT, C Days to 50% Flowering		17/10/2023 TILLER, C Tiller Count		16/01/2024 GRAIN, C Protein %		16/01/2024 GRAIN, C HLW		16/01/2024 GRAIN, C SCREENINGS	
29	13008-18 (oats)	C	258.0	e	59.7	a	10.83	c	52.40	ab	1.553	c
30	Yallara Oats	C	256.0	f	57.3	ab	12.10	a	53.67	a	1.267	c
31	Bannister Oats	C	260.0	d	51.0	b	10.73	c	50.93	bc	3.470	b
32	Koala Oats	C	272.0	a	49.7	bc	9.47	d	50.87	bc	3.170	b
33	Archer Oats	C	262.0	c	50.0	b	11.00	bc	50.13	c	3.997	b
34	Kowari Oat	C	258.0	e	57.3	ab	11.87	ab	50.07	c	1.343	c
35	Bilby Oats	C	264.0	b	42.0	c	11.37	abc	50.67	c	6.947	a
LSD P=.05			.		7.73		1.019		1.696		1.5698	
Standard Deviation			0.00		4.35		0.573		0.954		0.8824	
CV			0.0		8.29		5.18		1.86		28.4	



BAKERSEEDCO.com.au

 628 Springhurst-Rutherglen Road
Rutherglen VIC 3685
 02 6032 9484  F: 02 6032 9043

SEED FOR
generations